



Home learning

Year Reception

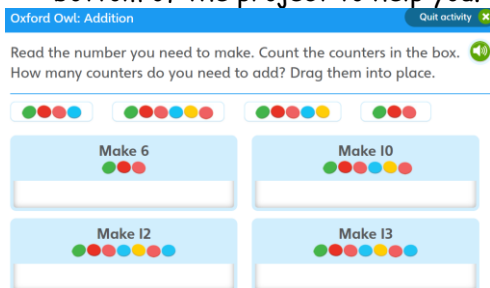
Weekly Maths Tasks (Aim to do 1 per day)

- Using the Ten Town number line to 10 (at the end of this project) practice your letter formation using the rhymes we have used
- Using your Ten Town login - explore the activities for Tia Ten, 11 and 12.
- Can you fill in the missing number - try and say the numbers in order using your counting skills and attempt to write the number using the ten town rhymes - use the number line for support if needed.

1	3	4		7		10
11		14	16	18	19	

<https://pbskids.org/curiousgeorge/busyday/apples/>


- Your Oxford Owl login also allows you to explore maths activities! Now that we have been learning our numbers and counting - we are going to put the numbers together and count them up to a certain amount - use this interactive game to help you - if you need to make 7 balls but only have 4 how many more do you need? Use your number line at the bottom of the project to help you.



[oxford owl](#) - click to follow the link

Weekly Writing Tasks (Aim to do 1 per day)



- Practice writing your name 3 times, if you can do this then practice your surname.
- Using the letters and sounds that we have learned so far, write them and try to put them in order of 3 so they make a word - sat, pin, pat, sit. Try to read them aloud.
- Sing our days of the week song - what day is it today? Is it Tuesday? Wednesday? Practice your letter formation for the day of the week



- This week we are looking at our new sounds - f and ff. Remember to use the oxford reading own login to access the sounds - can you write it down, take a look at this video to show you how to write f, ff. If you can write a word that begins with or has f in it.....

[f anf ff sounds](#) - click the link to access



Weekly Phonics Tasks (Aim to do 1 per day)	Weekly Reading Tasks (Aim to do 1 per day)
<ul style="list-style-type: none"> Using the oxford owl login - look at the phonics activities and games to support letters and their sounds. Using the letters and sounds that we have learned so far, write them and try to put them in order of 3 so they make a word - sat, pin, pat, sit. Try to read them aloud. Use the bitesize phase 2 sounds to allow your child to hear them and say them out loud, using the interactive games to play and have fun with the letters and sounds. <p>https://www.bbc.co.uk/bitesize/topics/zf2yf4j</p> <ul style="list-style-type: none"> Check out the phonics word play game - you can choose from the sounds we are learned so far and find the treasure!  <p>Phonics Play Click to play</p>	<ul style="list-style-type: none"> Here you can access books to read that we read in class with the children and access phonics activities to support parents and children. Use these activities one per day. <p>https://www.oxfordowl.co.uk/please-log-in Username - rkm20 Password - Reading Make sure you log onto class login</p>  <ul style="list-style-type: none"> Find your favourite book - ask an adult to read through it with you for support and show your understanding by discussing the pictures and telling an adult what you think is happening in the book! Continue to read your book at home and make a comment in your child's book. The book can also be accessed online. Here are some free books for your child to look at, read them with your child and allow them to start to put letters together to blend. <p>https://monkeypen.com/pages/free-stories-for-kids</p>
Learning Project - to be done throughout the week	
<p>This term we are learning all about kindness and what things kindness can cure.</p> <p>This links in with our term's books - Mamma Panya's Pancakes and Little Red. Take a look and have a go at the activities below that look at kindness. Talk about them with an adult or a sibling.</p>	



- Look at these kindness task cards - are there some you can do at home and tick them off? Or are there any that you can add that make you kind at home? You might help a sibling with a task, tidy up your things for your parents/carers or help to do some chores?




- I really like these kindness cards! You can ask an adult or a sibling to give you one when they see you do something kind or you can give them one when you see them doing something kind. Maybe the one with most cards at the end of the day/week gets a treat! Use these or you can make your own!

Caught You **Being Kind**

To: _____

For: _____

From: _____




twinkl.com

Caught You **Being Kind**

To: _____

For: _____

From: _____



twinkl.com

- Here are 2 sides to some of the things that we may have done or seen other people do - do you know the difference of their actions being friendly or unfriendly. Below are different actions that fit into one of these sides - can you sort them out? Talk through them with an adult or a sibling - why would pushing someone over be unfriendly? How would it make you feel?



ALL SAINTS NATIONAL ACADEMY

Part of St Chad's Academies Trust

*"With faith in our hearts,
we achieve and succeed"*

Friendly

Unfriendly





ALL SAINTS NATIONAL ACADEMY


Part of St Chad's Academies Trust

*"With faith in our hearts,
we achieve and succeed"*





- Pretend this an imaginary friend that you would like to play with. What kind of things would you like them to be? Write in the boxes - ask an adult to elp you or use the phonics sheets attached below. mI would like my friend to be kind and funny. Talk about what you have chosen - I like to laugh so that is why I would like my friend to be funny!





ALL SAINTS NATIONAL ACADEMY

Part of St Chad's Academies Trust

*"With faith in our hearts,
we achieve and succeed"*



Introduction to Ten Town

Children are often very good at counting to ten and beyond. But it doesn't always follow that they can write the numbers correctly and that they know the real value of the numbers. Ten Town helps develop these basic numeracy skills, with a particular emphasis on number recognition and formation. King One is in charge of Ten Town, and all the other characters have a reason why they face towards King One or away from him. For example, once children know that Sir Seven bows down towards King One, this helps them to write the number seven the correct way around. Each character always does things that relate to their number. So, Freddie Four takes four maps on an expedition, Fiona Five has five favourite sports and Seal Six eats six fish for his tea! This helps to reinforce the value of each number.

Zero Pond
Nothing can live in the Zero Pond because it's far too dirty.



Start at the top,
Nice and slow,
All the way round and
there you go!

King One
He is in charge of Ten Town and stands up straight and tall.



From top to toe,
And there you go!

Tommy Two
King One can't tie his laces so Tommy Two helps him.



Hands round to knees,
Then straight across please!

Thelma Three
She doesn't always make the right choice. She takes 3 jam tarts without asking.



Over one hand,
Over the next,
Stop and think,
Which choice is best?

Freddie Four
King One sends him off to explore other countries.



Down, across,
Oar in the water!

Fiona Five
She takes King One training. She is faster than him.



Down her back,
Round you go,
Arms out straight,
Don't be slow!



ALL SAINTS NATIONAL ACADEMY

Part of St Chad's Academies Trust

*"With faith in our hearts,
we achieve and succeed"*



Seal Six
He splashes King One
six times with his tail.



Slide down his tail,
Curl under his nose,
Nearly there
So strike a pose!

Sir Seven
He bows down seven
times towards King One.



Across his back,
Then down to his feet,
Take your time and
keep it neat!

Eric Eight
He looks down the
mountain to see who
is visiting him.



All the way round,
Don't you stop,
Not until you're
back to the top!

Nina Nine
Nina Nine shows King
One the plans for a new
recycling centre.



Round her head and
back to the start,
Down her back,
She's so smart!

Tia Ten
She is a chef who shows
everybody her fingers
are clean before cooking.



Draw a one,
Then a zero,
Tia Ten is
everyone's hero!



<p>a</p> <p>Around the apple and down the leaf.</p>	<p>b</p> <p>Down the laces to the heel and around the toe.</p>	<p>c</p> <p>Curl around the caterpillar.</p>	<p>d</p> <p>Around the dinosaurs bottom, up his tall neck & down to his toes.</p>	<p>e</p> <p>Lift off the top and scoop out the egg.</p>	<p>f</p> <p>Down the stem and draw the leaves.</p>
<p>g</p> <p>Around the girls face, down her hair and give her a curl.</p>	<p>h</p> <p>Down the head, to his hooves and over his back.</p>	<p>i</p> <p>Down the body and dot for the head.</p>	<p>j</p> <p>Down his body, curl, dot for his head.</p>	<p>k</p> <p>Down the kangaroo's body tail and leg.</p>	<p>l</p> <p>Down the long leg.</p>
<p>m</p> <p>Down Maisie, mountain, mountain.</p>	<p>n</p> <p>Down Nobby and over his net.</p>	<p>o</p> <p>All around the orange.</p>	<p>p</p> <p>Down the pirates plait and around his face.</p>	<p>qu</p> <p>Round her head, up past her earring, down her hair, and flick.</p>	<p>r</p> <p>Down the robots back and curl over his arm.</p>
<p>s</p> <p>Slither down the snake.</p>	<p>t</p> <p>Down the tower, across the tower.</p>	<p>u</p> <p>Down and under, up to the top and draw the puddle.</p>	<p>v</p> <p>Down a wing, up a wing.</p>	<p>w</p> <p>Down, up, down, up.</p>	<p>x</p> <p>Down the arm and leg, repeat the other side.</p>
<p>y</p> <p>Down a horn, up a horn and under head.</p>	<p>z</p> <p>Zig-zag-zig.</p>				